



Ducted Air Conditioning



Why Choose Mitsubishi Electric?

Whether it is consistent heating and cooling for the home or office, Mitsubishi Electric offers you state-of-the-art technology that is quiet, simple to use, reliable and above all, energy efficient.



Low Running Costs

The more energy efficient a heating and cooling system is, the cheaper it is to run.

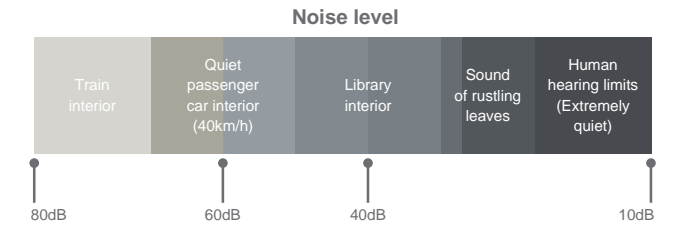


Our commitment to quality, service, research and development has helped us gain a leading position in today's marketplace in heating, cooling and air-conditioning for the home or office.

Our world is your world

Quiet Operation

We recognise that noise affects comfort, so we constantly work to make our air conditioners as quiet as possible. With improvements to our fan blades combined with a new grille shape to our outdoor unit it's even quieter when in low noise mode. We want you to feel it, not hear it.



Unassuming Design

Mitsubishi Electric ducted systems allow for a range of diffuser designs to best suit your home decor, talk to your installer about what is right for you.



Precise Control

Making the most of your air conditioner all starts with the controls, these allow you to create the comfort levels that match your demands. As air conditioners are becoming more advanced, so are the controls, to allow accuracy and ease of use to maximise the functionality of your air conditioner.



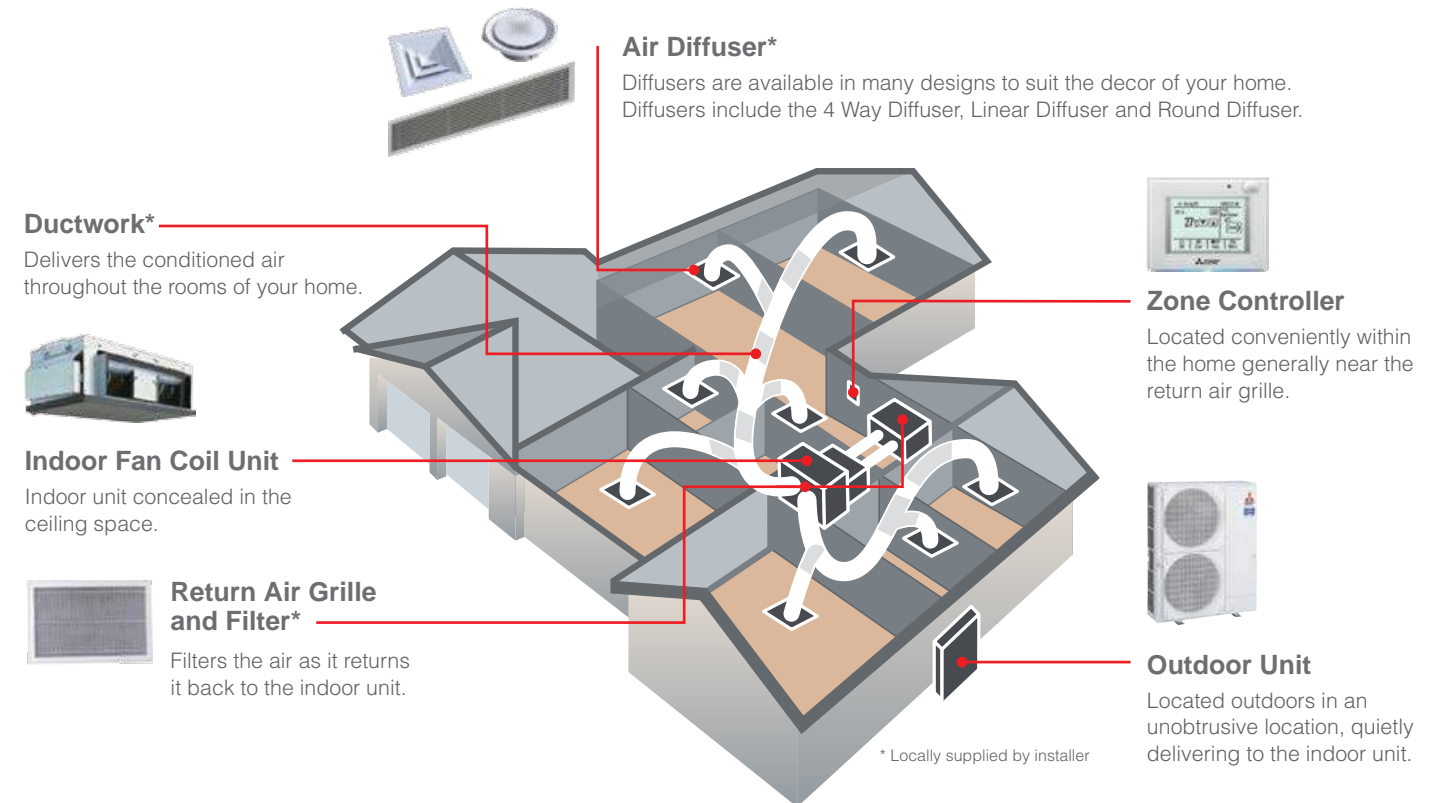
Peace of Mind

Mitsubishi Electric air conditioners used in residential applications are covered by a full 5 year parts and labor warranty. Delivering optimum performance year in year out. See website for terms & conditions.



Live in ultimate comfort

With Mitsubishi Electric Ducted Inverter Systems, climate control is at the touch of a button. Our ducted units are ideal for multiple room applications and can incorporate zone control for complete control. Cool or warm air is ducted quietly throughout the home through slim diffusers positioned in the ceiling, wall or floor.



SEZ Series

Designed for homes, offices, restaurants or shops, the SEZ series operates at low noise levels and is virtually invisible when installed within a suspended ceiling. Its 200mm height design guarantees ease of installation, providing optimum air conditioning efficiency and comfort.



PEAD Series

Our low profile ducted PEAD has a wide range of static pressures, that allows airflow to be directed to different areas of your home or office with ease, making it ideal for heating or cooling a number of rooms. It is a perfect answer for the air conditioning requirements of buildings with a ceiling height of 250mm making installation possible in low ceiling spaces.



PEA Series

For elegance and style, the PEA series complements the room environment with aesthetically pleasing ceiling installation and a vast line-up of performance functions. Ability to set higher static pressure allows for high air volume which satisfies air conditioning needs perfectly in large Australian homes.



Outdoor Units

Mitsubishi Electric's Inverters meet the needs of homes, shops and offices with the ability to select the model the best match your requirements. The maximum operating heating/cooling capacity of the Mr. Slim Power Inverter units have improved (compared to

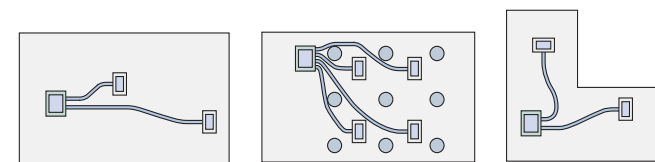


conventional non-inverter models) when operating in either low or high outdoor temperatures. With a wider performance range operation is now possible at lower speeds, comfort is improved while power consumption is reduced.



Freedom in Installation

Versatile and easy installation is possible, for example, it is possible to adjust the distance between the air-intake and the air-outlet vents to create the optimal airflow configuration



» Long rectangular room

» Room with fixed ceiling fixtures

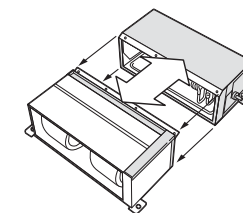
» L-shaped room

Flexible duct design

A flexible duct design and 150Pa external static high-pressure are incorporated. The increased variation in airflow options ensures operation that best matches virtually all room layouts.

Easier handling

The ducted fan coil unit (PEA-RP170/200/250) has a two-piece construction. This allows separation of the indoor unit heat exchanger and the fan deck assembly for easier handling into the roof space.



Must be reassembled and installed prior to using the system.

Longer Maximum Piping Length

It is now possible to pipe refrigerant up to 75 metres to the concealed ceiling unit, therefore creating a wide range of layout possibilities for unit installation.

Controls

Making the most out of your air conditioner all starts with the controls, these allow you to create the comfort levels that match your demands.

As air conditioners are becoming more advanced, so are the controls, to allow accuracy and ease of use to maximise the functionality of your air conditioner. The availability of wired wall mounted controller PAR-31MAA, Zone Controller and Wi-Fi Control not only provide you with a wide variety of choice, but also allow optimised programming efficiency.




7 Day Wired Controller

The wall mounted 7 day controller is an optional upgrade with the ability to connect to all Mitsubishi Electric systems listed in this brochure. The PAR-31MAA Controller allows you to program up to 8 stop/start patterns per day for up to 7 days at a time. Other features include a variety of operation control functions, error information, temperature range restriction, operation lock and multi-language display. The PAR-31MAA also offers the following at the touch of a button: LCD backlit screen, large, easy to read display and mode view for both icon and word display.



Zone Controller

Mitsubishi Electric introduces the Zone Controller that has the ability to control 4 or 8 zones. The Zone Remote Controller allows monitoring and operating of the air conditioning unit and zones, schedule operation of unit and zones also available. It is equipped with three built-in sensors (temperature, brightness & occupancy) which allows for comfortable air environment and also helps to reduce energy consumption.



Touch Panel & Backlit LCD

The touch panel shows the operation settings screen. When the backlight is off, touching the panel turns the backlight on, and it will stay lit for a predetermined period.

LED Indicator

The LED indicator indicates the operation status in different colours. The LED indicator lights up during normal operation, lights off when units are stopped, and blinks when an error occurs.

Occupancy Sensor

The occupancy sensor detects vacancy for energy-save control.

Brightness Sensor

The brightness sensor detects the brightness of the room for energy-save control.

Temperature Sensor

The sensor detects the room temperature.

Wi-Fi Control

Introducing Wi-Fi Control for Split and Ducted systems. Unlock the door to smarter heating and cooling, for total home comfort. This innovative technology connects your Mitsubishi Electric air conditioner to your smartphone, tablet or online account, giving you the freedom to fully control each unit on-the-go via an internet connection from anywhere in the world. Additional adaptor MAC-558IF-E required per unit.



Superior Customisation

This innovative technology places multiple functions of your air-conditioner at your fingertips. Turning the unit ON/OFF, adjusting set temperature, changing mode, fan speed and airflow direction are all possible.



Develop Operating Rules

Tailor your system to always meet your needs. Unlock the full potential of your air-conditioner, program your system to automatically turn on/off at specific times, change settings, and develop temperature rules to ensure superior comfort day after day.



Control Multiple Units

Customise the settings of each air-conditioner in your home. Purchase multiple adaptors to manage all air-conditioners independently on the same account to ensure complete control over your system. The result is a tailored system to your needs.

CONTROL FEATURES

- » Fan Speed Control
- » Energy Save Control
- » Wi-Fi Control (MAC-558IF adaptor required)
- » Averaging Sensor Control
- » Easy Operation
- » 4.3" User Friendly Touch Panel



SPECIFICATIONS

COMPACT CEILING-CONCEALED (SEZ)											
Indoor Unit Model	SEZ-KD25VAQ(L)		SEZ-KD35VAQ(L)		SEZ-KD50VAQ(L)		SEZ-KD60VAQ(L)		SEZ-KD71VAQ(L)		
Outdoor Unit Model	SUZ-KA25VAD		SUZ-KA35VAD		SUZ-KA50VAD		SUZ-KA60VAD		SUZ-KA71VAD		
Function	Cooling	Heating	Cooling	Heating	Cooling	Heating	Cooling	Heating	Cooling	Heating	
Capacity (min.-max.) (kW)	2.5 (1.5-3.2)	3.0 (1.3-4.5)	3.7 (1.4-3.9)	4.2 (1.7-5.0)	5.1 (2.3-5.6)	6.4 (1.7-7.2)	5.6 (2.3-6.3)	7.4 (2.5-8.0)	6.5 (2.8-8.3)	8.1 (2.6-10.4)	
Input (kW)	0.75	0.83	1.09	1.13	1.64	1.81	1.77	2.05	2.06	2.18	
Rated EER/COP	3.33	3.61	3.39	3.72	3.11	3.54	3.16	3.61	3.16	3.72	
Rated AEER/ACOP	3.21	3.49	3.31	3.62	3.05	3.48	3.11	3.55	3.10	3.66	
AEER/ACOP (part-load %) ¹	3.72										
Power Supply	V: Single-phase, 50Hz, 230V										
Airflow (Low-Mid-High)	CMM	5.5-7-9		7-9-11		10-12.5-15		12-15-18		12-16-20	
	L/S	92-117-150		117-150-183		167-208-250		200-250-300		200-267-333	
External Static Pressure Pa	5/15/35/50										
Sound Pressure Level (dB)	23-26-30		23-28-33		30-34-37		30-34-38		30-35-40		
Supply Air Spigot Size (mm)	660x150		860x150				1,060x150				
Dimensions	Height (mm)	200				200					
	Width (mm)	790				990					
	Depth (mm)	700				700					
Weight (kg)	18		21		23		27				

Notes:
 *1 MEPS compliant at part load.
 SUZ-KA•VAD is potentially demand response capable unit. DRC-101A is required.

CEILING-CONCEALED (PEAD)												
Indoor Unit Model	PEAD-RP71JAA		PEAD-RP71JAA		PEAD-RP100JAA		PEAD-RP125JAA		PEAD-RP140JAA			
Outdoor Unit Model	SUZ-KA71VAD		PUHZ-RP71VHA5		PUHZ-RP100V/YKA2		PUHZ-RP125V/YKA2		PUHZ-RP140V/YKA2			
Function	Cooling	Heating	Cooling	Heating	Cooling	Heating	Cooling	Heating	Cooling	Heating	Heating	
Capacity (min.-max.) (kW)	7.1 (2.8-8.1)	8.0 (2.6-10.2)	7.1 (3.3-8.1)	8.0 (3.5-10.2)	10.0 (4.9-11.4)	11.2 (4.5-14.0)	12.0 (5.5-14.0)	14.0 (5.0-16.0)	13.0 (6.2-15.3)	16.0 (5.7-18.0)		
Input (kW)	2.10	2.04	2.03	2.00	2.77	2.72	3.60	3.50	3.91	4.04		
Rated EER/COP	3.38	3.92	3.50	4.00	3.61	4.12	3.33	4.00	3.32	3.96		
Rated AEER/ACOP	3.33	3.86	3.31	3.78	3.34/3.31	3.81/3.78	3.14/3.11	3.76/3.74	3.09/3.07	3.76/3.73		
AEER/ACOP (part-load %) ¹	3.68/3.63											
Power Supply	V: Single-phase, 50Hz, 230V Y: Three-phase, 50Hz, 400V											
Airflow (Low-Mid-High)	CMM	17.5-21-25				24-29-34		29.5-35.5-42		32-39-46		
	L/S	292-350-417				400-483-567		492-592-700		533-650-767		
External Static Pressure Pa	35/50/70/100/125											
Sound Pressure Level (dB)	30-34-39				33-38-42		36-40-44		40-44-49			
Return Air Spigot Size (mm)	1,058x210				1,358x210		1,358x210		1,558x210			
Supply Air Spigot Size (mm)	1,060x178				1,360x178		1,360x178		1,560x178			
Dimensions	Height (mm)	250										
	Width (mm)	1,100				1,400				1,600		
	Depth (mm)					732						
Weight (kg)	29				38		39		43			

Notes:
 *1 MEPS compliant at part load.
 SUZ-KA•VAD is potentially demand response capable unit. DRC-101A is required.

CEILING-CONCEALED (PEA)												
Indoor Unit Model	PEA-RP100GAA		PEA-RP125GAA		PEA-RP140GAA		PEA-RP170WJA		PEA-RP200WJA		PEA-RP250WHA	
Outdoor Unit Model	PUHZ-RP100V/YKA2		PUHZ-RP125V/YKA2		PUHZ-RP140V/YKA2		PUHZ-RP170V/YKA2		PUHZ-RP200YKA2		PUHZ-RP250YKM	
Function	Cooling	Heating	Cooling	Heating	Cooling	Heating	Cooling	Heating	Cooling	Heating	Cooling	Heating
Capacity (min.-max.) (kW)	10.0 (4.9-11.4)	11.2 (4.5-14.0)	12.5 (5.5-14.0)	14.0 (5.0-16.0)	13.5 (6.2-15.3)	16.0 (5.7-18.0)	16.0 (9.0-20.0)	20.0 (9.5-22.4)	18.9 (9.0-22.4)	22.4 (9.5-25.0)	22.0 (11.2-27.0)	25.0 (12.5-29.0)
Input (kW)	2.60	2.51	3.97	3.27	4.19	3.90	5.00	6.00	5.92	6.89	6.11	6.89
Rated EER/COP ¹	3.85	4.46	3.15	4.28	3.22	4.10	3.20	3.33	3.19	3.25	3.60	3.62
Rated AEER/ACOP	3.54/3.51	4.11/4.07	2.98/2.96	4.01/3.98	3.06/3.04	3.88/3.86	3.16/3.11	3.22/3.18	3.04	3.12	3.27	3.37
AEER/ACOP (part-load %) ²			3.69/3.63		3.67/3.61				3.71			
Power Supply	V: Single-phase, 50Hz, 230V Y: Three-phase, 50Hz, 400V											
Airflow (Low-Mid-High)	CMM	34-42		50Pa: 48-60, 100Pa: 43-54, 150Pa: 41-52				50-61-72		58-71-84		
	L/S	560-700		50Pa: 800-1,000, 100Pa: 716-900, 150Pa: 683-866				833-1,017-1,200		967-1,183-1,400		
External Static Pressure Pa	50/100/150											
Sound Pressure Level ³ (dB)	39-42		42-45				38-41-44		40-43-46			
Return Air Spigot Size (mm)	1,102x330											
Supply Air Spigot Size (mm)	921x250											
Dimensions	Height (mm)	400										
	Width (mm)	1,400				1,370						
	Depth (mm)	634				1,120						
Weight (kg)					63				108			

Notes:
 *1 Rated EER/COP for PEA-RP170/200WJA/250WHA are measured at ESP 75 Pa.
 *2 MEPS compliant at part load.
 *3 Sound pressure level for PEA-RP125/140GAA are measured in anechoic chamber at ESP 50 Pa.
 Sound pressure level for PEA-RP170/200WJA/250WHA are measured in anechoic chamber at ESP 150 Pa.

SPECIFICATIONS

OUTDOOR UNIT						
Model	SUZ-KA25VAD		SUZ-KA35VAD		SUZ-KA50VAD	
External Finish	Munsell 3.0Y 7.8/1.1					
Power Supply	Single-phase, 50Hz, 230V					
Compressor Output (kW)	0.55	0.65	0.9	0.9	1.2	
Airflow (Cooling / Heating) CMM (L/S)	34 (568)/32 (534)	33 (551)	49 (817)	58 (960)/49 (816)	57 (950)/48 (800)	
Sound Pressure Level (dB)	Cooling Mode	46	47	53	55	
	Heating Mode	46	48	55	55	
Sound Level (dB)	59	61	68	69		
Dimensions	Height (mm)	550		850	880	
	Width (mm)	800		840	840	
	Depth (mm)	285		330	330	
Weight (kg)	30	33	53	50	53	
Chargeless Piping Length (m)	7					
Max. Piping Length (m)	20		30			
Breaker Size (A)	10		20			

OUTDOOR UNIT						
Model	PUHZ-RP71VHA5		PUHZ-RP100V/YKA2		PUHZ-RP125V/YKA2	
External Finish	Munsell 3.0Y 7.8/1.1					
Power Supply	V: Single-phase, 50Hz, 230V Y: Three-phase, 50Hz, 400V					
Compressor Output (kW)	1.6	1.9	2.4	2.9		
Airflow (Cooling / Heating) CMM (L/S)	60 (1,000)	110 (1,830)	120 (2,000)			
Sound Pressure Level (dB)	Cooling Mode	47	49	50	50	
	Silent Mode	44	46	47	47	
	Heating Mode	48	51	52	52	
Sound Level (dB)	66	69	70	70		
Dimensions	Height (mm)	943	1,338			
	Width (mm)	950	1,050			
	Depth (mm)	330	330			
Weight (kg)	67	V: 118 Y: 119		V: 120 Y: 121		
Chargeless Piping Length (m)	30	30				
Max. Piping Length (m)	50	75				
Protection Device	Discharge thermo, HP switch					
Rated Running Current (Cooling / Heating) (A)	9.05/9.64	V: 12.64/13.58 Y: 4.42/4.75	V: 16.36/16.90 Y: 5.73/5.91	V: 17.17/19.23 Y: 6.01/6.73		
Breaker Size (A)	25	V: 32 Y: 16		V: 40 Y: 16		

OUTDOOR UNIT						
Model	PUHZ-RP170V/YKA2		PUHZ-RP200YKA2		PUHZ-RP250YKM	
External Finish	Munsell 3.0Y 7.8/1.1		Munsell 3.0Y 7.8/1.1		Munsell 5.0Y 8.0/1.0 or Similar	
Power Supply	V: Single-phase, 50Hz, 230V Y: Three-phase, 50Hz, 400V					
Compressor Output (kW)	3.0		3.6		6.9	
Airflow (Cooling / Heating) CMM (L/S)	140 (2,330)		140 (2,330)		175 (2,917)	
Sound Pressure Level (dB)	Cooling Mode	58	58		58	
	Silent Mode	56	56		48	
	Heating Mode	59	59		58	
Sound Level (dB)	76	76		78		
Dimensions	Height (mm)	1,338	1,338		1,650	
	Width (mm)	1,050	1,050		920	
	Depth (mm)	330	330		740	
Weight (kg)	V: 127 Y: 131		136		199	
Chargeless Piping Length (m)	30		30		0	
Max. Piping Length (m)	75		75		75	
Protection Device	Discharge thermo, HP switch					
Rated Running Current (Cooling / Heating) (A)	V: 19.4/23.9 Y: 6.8/8.3		8.2/9.7		9.7/11.0	
Breaker Size (A)	V: 40 Y: 32		32		32	

Notes for All Specifications:

- Rating conditions (AS/NZS 3823)
- Cooling - Indoor: 27°C (80°F) DB, 19°C (66°F) WB Outdoor: 35°C (95°F) DB
- Heating - Indoor: 20°C (68°F) DB
- Outdoor: 7°C (45°F) DB, 6°C (43°F) WB
- Refrigerant piping length (one-way): 5m (16ft.)
- * Above specifications are for outdoor units only.
- * For PUHZ-RP250YKM: 7.5m (24ft.)

50Hz	Total input based on the indicated voltage (indoor/outdoor)	
	Indoor	Outdoor
	Single-phase, 230V	Single-phase, 230V/ Three-phase, 400V

NOTES

Dealer Contact Details & Product Recommendations



For more information contact

www.mitsubishielectric.com.au

Call 1300 722 228

Distributed and guaranteed throughout Australia by

MITSUBISHI ELECTRIC AUSTRALIA PTY. LTD.

(Incorporated in New South Wales) A.B.N. 58 001 215 792



See website for full
Terms and Conditions

Products in this brochure contain refrigerant R410A. Please refer to the specifications before installation and servicing of these products. The purchaser must ensure that the person and/or companies are suitably licensed and experienced are permitted to install, service and repair the air conditioners. Suitable access for warranty and service is required. Specifications, designs and other content appearing in this brochure is current at the time of printing, and is subject to change without notice. Images are representational for illustration purposes.

PRINTED: JUNE 2015